

MODEL#: 52120901 P2B+

MOWER NAME: BIG DOG

MOWER MODEL: R-748 & R-754 DIABLO

MOWER DECK SIZE: 48" & 54" DECK

DESIGNED FOR: EXCEL TWO BAG CATCHER

PTO DRIVEN

MANUAL #Q0426

A1908 UNIT ASSEMBLY




FOR YEAR: 2011-2013

REVISED: 2/11/2013

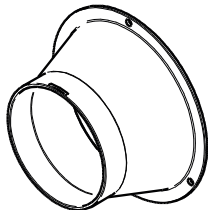


(3)
J0060
6" HOSE
CLAMPS

(1)
F0001
6" x 13"
UPPER HOSE



(1)
F0001
6" x 19"
LOWER HOSE



(1)
V0016
BLOWER
CONE 6"



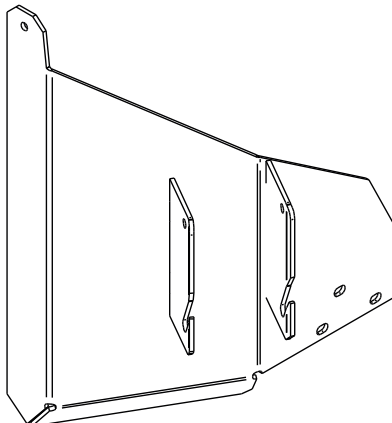
(1)
M0255
A54K KEVLAR
BELT



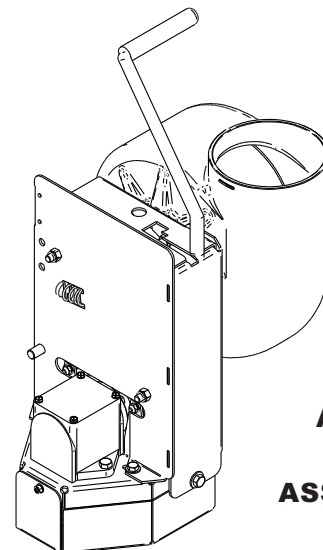
(1)
HB0464
ENGINE
PULLEY
HARDWARE
BAG



(1)
HB0463
UNIT
HARDWARE
BAG



(1)
A1816
PTO MOUNT
PLATE
ASSEMBLY



(1)
A1841
PTO
ASSEMBLY