

# MODEL#: 12621215

**MOWER NAME: GRAVELY**

**MOWER MODEL: 200 SERIES**

**MOWER DECK SIZE: 52", 60 & 66" X-FACTOR DECK**

**VAC NAME: 12 CUBIC FOOT BOX**

**ENGINE DRIVEN**

**ENG: 900 SER. BR (9.00 GROSS TORQUE / 205 cc)**

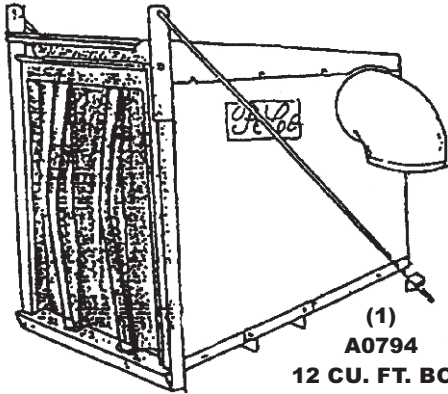
## BILL OF MATERIALS-BOM0270



FOR YEAR: 2009 - 2006

REVISED: 5/8/2012

### A0671 UNIT ASSY.



(1)  
A0794  
12 CU. FT. BOX  
ASSY.

(1)  
V1054  
6" PLASTIC  
INLET



(1)  
A0060  
70" THROTTLE  
KIT  
FOR (900 SERIES)




(2)  
J0060  
6" HOSE  
CLAMPS



(2)  
J0080  
8" HOSE  
CLAMPS



(1)  
HB0250  
HARDWARE  
BAG



(1)  
6" x 36"  
UPR.  
HOSE

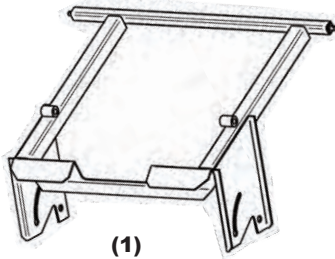
(1)  
8" x 38"  
LWR.  
HOSE



(1)  
A0614  
BOX HANDLE  
ASSY.

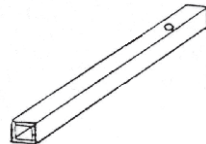


(1)  
E6009  
8" BLOWER  
CONE

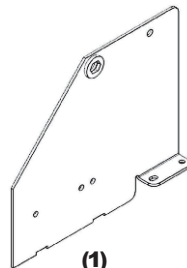


(1)  
B3727  
OUTER ENGINE  
MOUNT TUBE

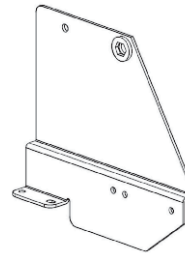
(1)  
A0944  
TOP  
MAIN FRAME  
ASSY.



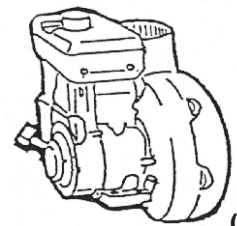
(1)  
A0006  
ENGINE MOUNT  
ARM ASSY.



(1)  
A0514  
RT. LWR. MAIN  
FRAME LEG ASSY.

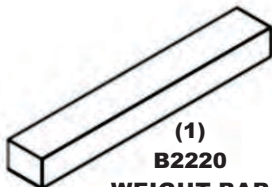


(1)  
A0511  
LT. LWR. MAIN  
FRAME LEG ASSY.

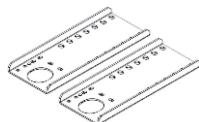


(1)  
ENGINE/  
BLOWER/  
BLADE ASSY.

### A0508 WEIGHT KIT



(1)  
B2220  
WEIGHT BAR

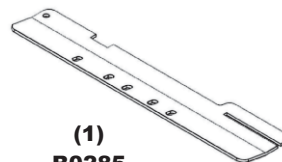


(2)  
B0026  
WEIGHT  
BKRT.

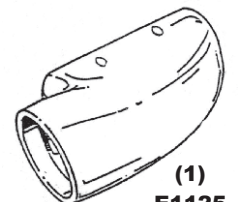


(1)  
HB0183  
HARDWARE  
BAG

### A0631 BOOT KIT



(1)  
B0285  
BOOT PL.



(1)  
E1125  
BOOT



(1)  
HB0236  
HARDWARE  
BAG