

MODEL#: 12621214

MOWER NAME: GRAVELY

MOWER MODEL: 200 SERIES

MOWER DECK SIZE: 52", 60 & 66" X-FACTOR DECK

VAC NAME: 12 CUBIC FOOT BOX

PTO DRIVEN

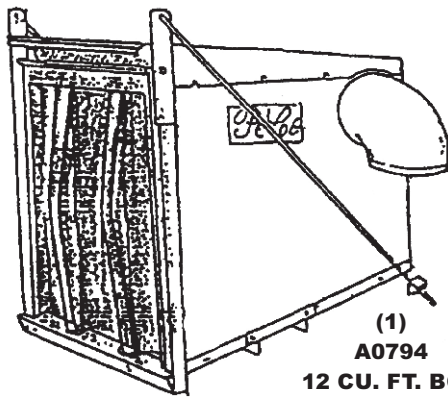
BILL OF MATERIALS-BOM0265



FOR YEAR: 2009 - 2006


REVISED:

A0633 UNIT ASSY.



(1)
A0794
12 CU. FT. BOX
ASSY.

(1)
V1054
6" PLASTIC
INLET



(1)
6" x 36"
UPR.
HOSE

(1)
8" x 38"
LWR.
HOSE



(2)
J0060
6" HOSE
CLAMP



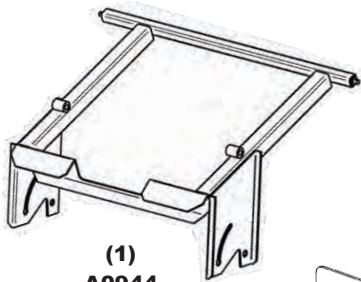
(2)
J0080
8" HOSE
CLAMP



(1)
HB0235
HARDWARE
BAG



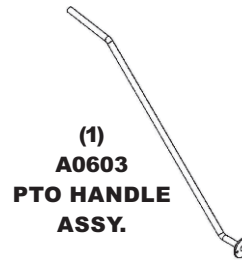
(1)
HB0237
ENGINE PULLEY
HARDWARE
BAG



(1)
A0944
TOP
MAIN FRAME
ASSY.



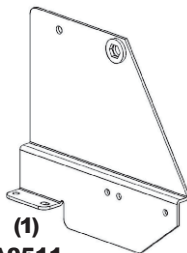
(1)
A0614
BOX HANDLE
ASSY.



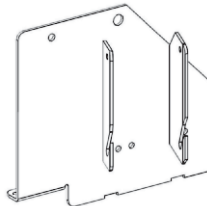
(1)
A0603
PTO HANDLE
ASSY.



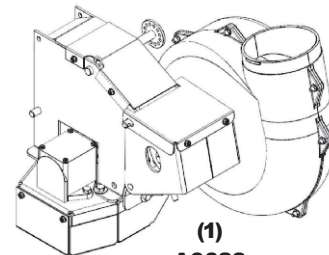
(1)
E6009
8" BLOWER
CONE



(1)
A0511
LT. LWR. MAIN
FRAME LEG ASSY.

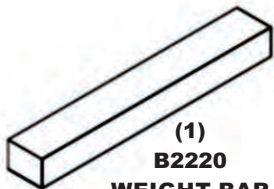


(1)
A0630
PTO MNT. PL.
ASSY.

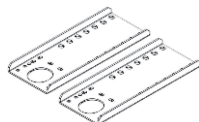


(1)
A0623
PTO ASSY. w/ GRAVELY
INTERLOCK HARNESS &
SWITCH ATTACHED

A0508 WEIGHT KIT



(1)
B2220
WEIGHT BAR

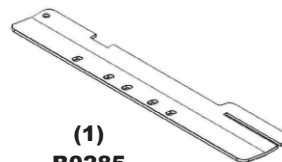


(2)
B0026
WEIGHT
BKRT.

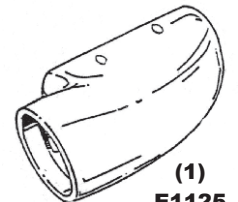


(1)
#HB0183
HARDWARE
BAG

A0631 BOOT KIT



(1)
B0285
BOOT PL.



(1)
E1125
BOOT



(1)
#HB0236
HARDWARE
BAG