

MODEL#: 22020901

MOWER NAME: TORO

MOWER MODEL: TITAN SERIES

MOWER DECK SIZE: 48" 54" AND 60" DECKS

VAC NAME: PRO 2 BAGGER

PTO DRIVEN

MANUAL #Q0405

A1780 UNIT ASSEMBLY




FOR YEAR: 2009 - 2012

REVISED: 6/27/2012

FITS THESE MOWER MODELS: 2009 - 74822 (ZX5400), 74823 (ZX6000), 74824 (ZX6050)
2010 - 74830 (ZX4800), 74832 (ZX5450), 74833 (ZX6050) and 74824 (ZX6050)

2011 - 2012 - 74841 (ZX4820), 74842 (ZX5420), 74843 (ZX6020)



(1)
A1028
TOP ASSEMBLY

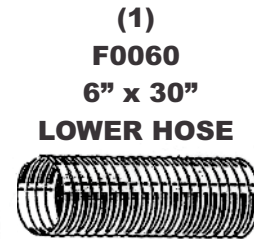
(1)
V0019
INLET




(4)
J1000
HOSE
CLAMPS



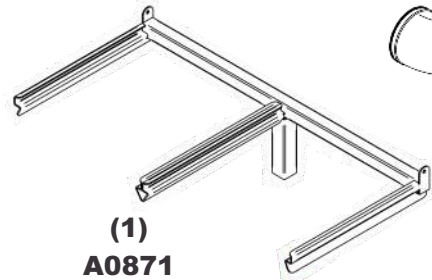
(1)
F0060
6" x 22"
UPPER HOSE



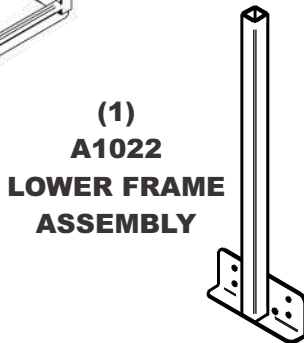
(1)
F0060
6" x 30"
LOWER HOSE



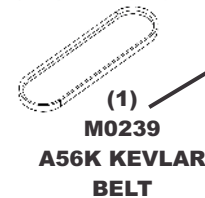
(1)
HB0416
UNIT
HARDWARE
BAG



(1)
A0871
UPPER FRAME
ASSEMBLY



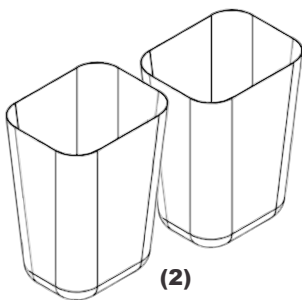
(1)
A1022
LOWER FRAME
ASSEMBLY



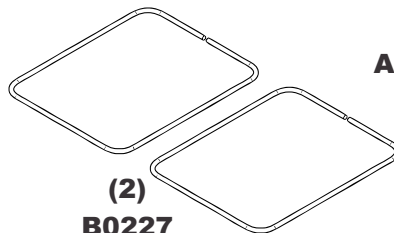
(1)
M0239
A56K KEVLAR
BELT



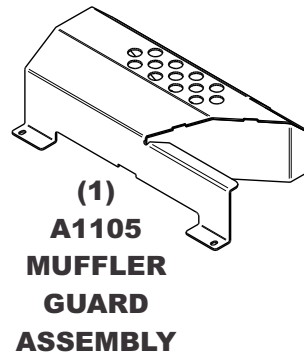
(1)
HB0417
ENGINE
PULLEY
HARDWARE
BAG



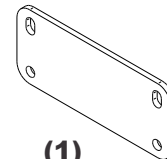
(2)
G0004
2.9 CU. FT.
COLLECTION
BAGS



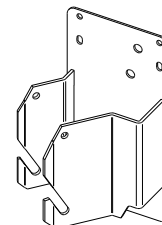
(2)
B0227
BAG RING



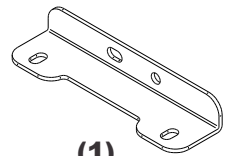
(1)
A1105
MUFFLER
GUARD
ASSEMBLY



(1)
B0608
PTO MOUNT
SPACER



(1)
A1793
PTO MOUNT
ASSEMBLY

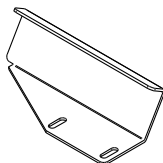


(1)
B0606
LOWER FRAME
MOUNT

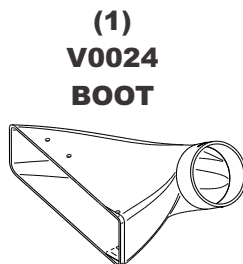
A1781 BOOT KIT



(1)
HB0418
HARDWARE
BAG



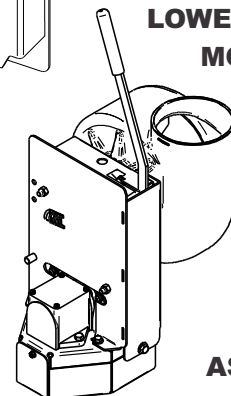
(1)
B0605
BOOT
PLATE



(1)
V0024
BOOT



(1)
V0016
BLOWER
CONE 6"



(1)
A1111
PTO
ASSEMBLY