

MODEL#: 22031531

MOWER NAME: TORO

MOWER MODEL: 500 SERIES

MOWER DECK SIZE: 48", 52" & 60"

VAC NAME: 15 CUBIC FOOT PRO BAGGER

ENG: 900 SER. BR (9.00 GROSS TORQUE / 205 cc)

BOM0302

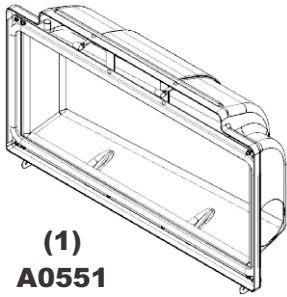


FOR YEAR: 2008 - 2005

REVISED: 5/10/2012

A0742 UNIT ASSEMBLY

A0619 THROTTLE KIT



(1)
A0551
TOP
ASSEMBLY



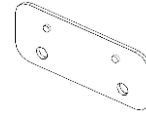
(1)
V1054
6" PLASTIC
INLET



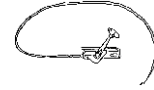
(1)
8" x 41"
LOWER
HOSE



(1)
6" x 27"
UPPER
HOSE



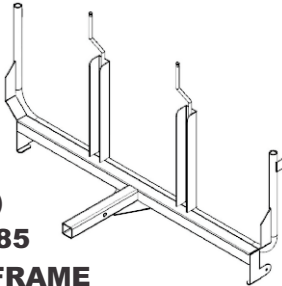
(1)
A0666
THROTTLE
MNT. PL.
ASSY.



(1)
A0060
70" THROTTLE
KIT
FOR 900 SERIES



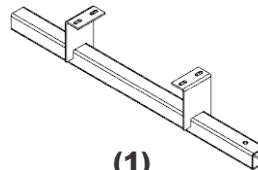
(1)
HB0249
HARDWARE
BAG



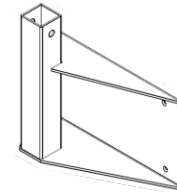
(1)
A0585
UPPER FRAME
ASSEMBLY



(2)
J6006
7" - 8"
HOSE CLAMPS



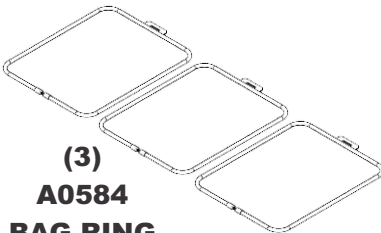
(1)
A0110
OUTER MOTOR
MOUNT TUBE



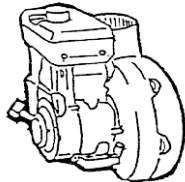
(1)
A0617
LWR. MNT.
ASSEMBLY



(1)
#HB0307
HARDWARE
BAG



(3)
A0584
BAG RING
ASSEMBLY



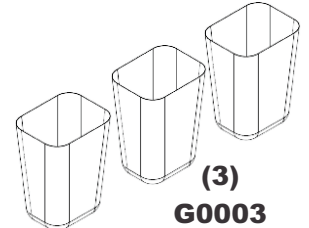
(1)
ENGINE/
BLOWER/
BLADE ASSY.



(1)
E6009
8" BLOWER
CONE



(1)
A0903
ENGINE MOUNT
ARM ASSY.

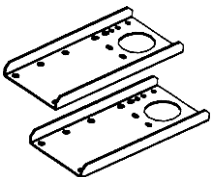


(3)
G0003
4 CU. FT.
COLLECTION
BAGS

A0563 - WEIGHT KIT

A0562 - 60" BOOT KIT

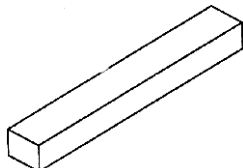
(2)
B0026
WEIGHT
BRACKETS



(1)
#HB0206
HARDWARE
BAG



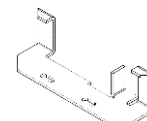
(1)
B2220
WEIGHT



(1)
#HB0207
HARDWARE
BAG



(1)
B0201
BOOT
PLATE



(1)
E1039
BOOT

