



Unit Model #: 52621201

Mower Type: Big Dog X Series, X-Diablo, Diablo & DiabloMP

Owner's Manual: Q0471

Engine Type: Kawasaki Fx850, Fx1000v & Briggs 26

Deck Size: 52" & 60"

Vac Type: 12 Cu. Ft. Pro 12 DFS

Deck Type:

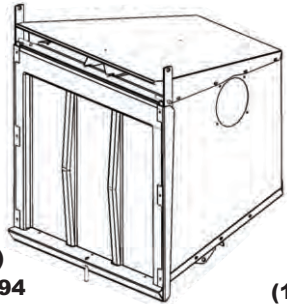
Drive Type: PTO Drive

Revision #: Rev. 1 - Updated For New Model Years / DD Feb 2015

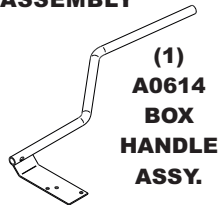
Fits Year(s): 2013-2015

A1947 Vac Kit

(1)
V1054
PLASTIC
INLET



(1)
A0794
BOX
ASSEMBLY



(1)
F0060
6" x 36"
UPPER
HOSE

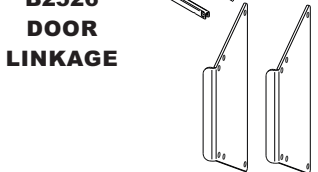


(1)
HB0580
HARDWARE
BAG



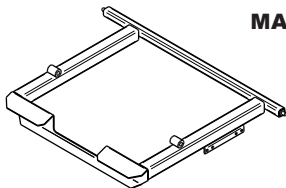
(2)
J0060
6" HOSE
CLAMPS

(2)
B2526
DOOR
LINKAGE

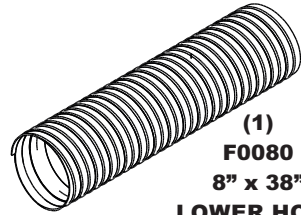


(2)
B0830
MAIN FRAME
LEGS

(1)
A0995
MAIN FRAME
ASSEMBLY



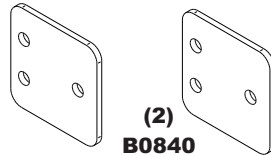
A1943 Mount Kit



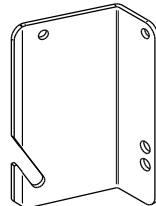
(1)
F0080
8" x 38"
LOWER HOSE



(2)
J0080
8" HOSE
CLAMPS



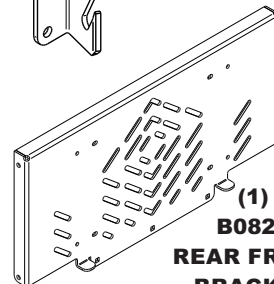
(2)
B0840
FRAME
MNT. SPACER



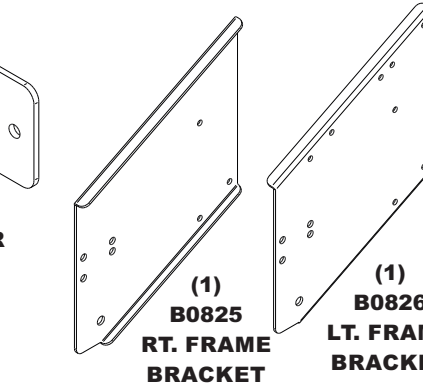
(1)
B0828
RT. PTO
MNT. PL.



(1)
B0829
LT. PTO
MNT. PL.

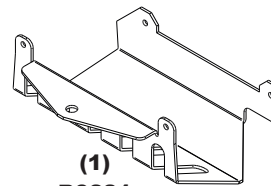


(1)
B0827
REAR FRAME
BRACKET

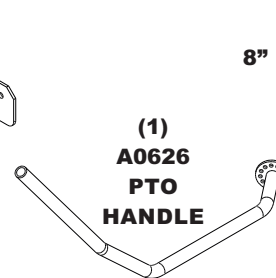


(1)
B0825
RT. FRAME
BRACKET

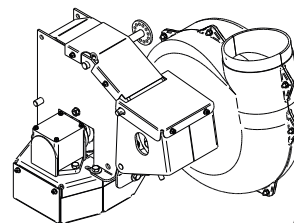
(1)
B0826
LT. FRAME
BRACKET



(1)
B0831
MUFFLER
GUARD




(1)
A0626
PTO
HANDLE



(1)
A0623
PTO
ASSEMBLY

(1)
M0254
A59K
KEV. CORD
BELT



(1)
HB0577
ENGINE PULLEY
HARDWARE BAG



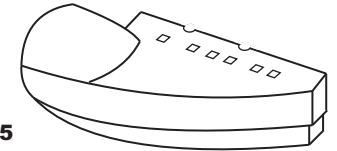
(1)
HB0576
HARDWARE
BAG



(1)
E6009
8" BLOWER
CONE

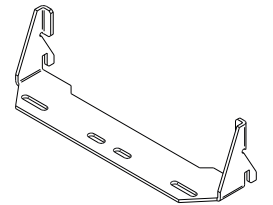
A1944 Boot Kit

(1)
E0025
BOOT



(1)
HB0578
HARDWARE
BAG

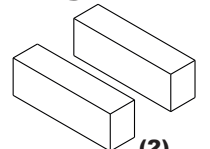
(1)
B0832
BOOT
PLATE



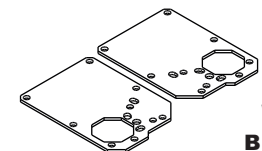
A2021 Weight Kit



(1)
HB0644
HARDWARE
BAG



(2)
B0034
12" LONG
WEIGHTS



(2)
B0039
WEIGHT
BRACKETS