

MODEL#: 38621222

MOWER NAME: DIXIE CHOPPER

MOWER MODEL: CLASSIC & SILVER EAGLE SERIES

DECK SIZE: 50" & 60"

VAC NAME: PRO 12

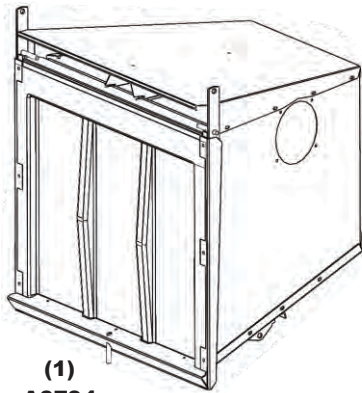
6.5HP BRIGGS & STRATTON VANGUARD ENGINE



FOR YEAR: 2009 - 2010

REVISED:

A1714 UNIT ASSEMBLY



(1)
A0794
12 CU. FT. BOX
ASSEMBLY




(1)
V1054
6" PLASTIC
INLET



(1)
F0001
6" x 45"
UPPER
HOSE



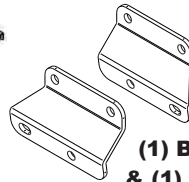
(1)
F0007
8" x 33"
LOWER
HOSE



(2)
B2526
DOOR LINKAGE



(1)
A0273
BOX HANDLE



(1) B0625
& (1) B0626
LT. & RT.
LWR. MAIN
FRAME LEG



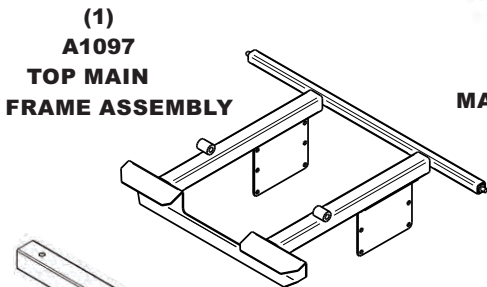
(2)
J0060
6" HOSE
CLAMPS



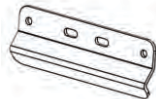
(1)
HB0385
HARDWARE
BAG



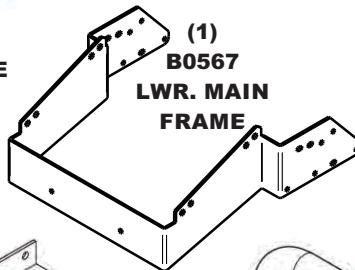
(2)
J0080
8" HOSE
CLAMPS



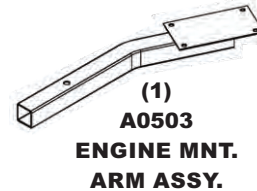
(1)
A1097
TOP MAIN
FRAME ASSEMBLY



(1)
B0302
MAIN FRAME
CLAMP



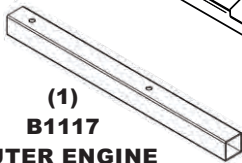
(1)
B0567
LWR. MAIN
FRAME



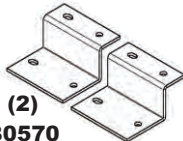
(1)
A0503
ENGINE MNT.
ARM ASSY.




(1)
E6009
8" BLOWER
CONE



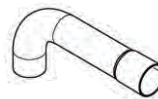
(1)
B1117
OUTER ENGINE
MNT. TUBE



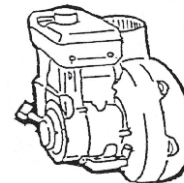
(2)
B0570
OUTER ENGINE
MNT. BRACKET
(SILVER EAGLE)



(2)
B0569
OUTER ENGINE
MNT. BRACKET
(CLASSIC)



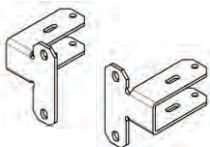
(1)
J0282
EXHAUST
DIVERTER
(SILVER EAGLE)



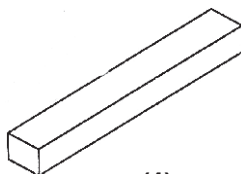
(1)
A639
ENGINE/
BLOWER/
BLADE ASSY.

A1711 - WEIGHT KIT

(1)
HB0382
HARDWARE
BAG



(2)
B0383
WEIGHT
BRACKET



(1)
B2220
WEIGHT

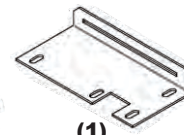


A1712 - BOOT KIT

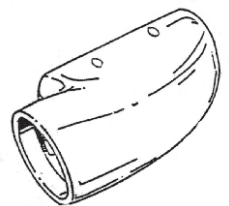
(1)
HB0383
HARDWARE
BAG



(1)
B1696
BOOT
PLATE



(1)
B1719
DECK MNT.
PLATE



(1)
E2408
BOOT

