

MODEL#: 06621228

MOWER NAME: JOHN DEERE

MOWER MODEL: Z900 SERIES

MOWER DECK SIZE: 54" 7-IRON

VAC NAME: PRO 12

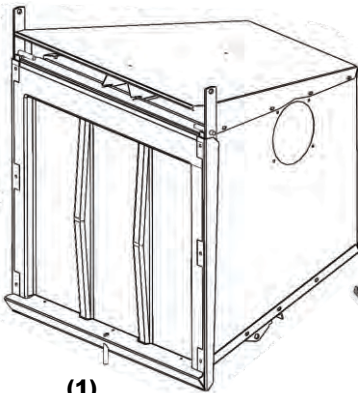
ENG: 900 SER. BR (9.00 GROSS TORQUE / 205 cc)



FOR YEAR: 2009 - 2011

REVISED: 5/9/2012

A1772 UNIT ASSEMBLY



(1)
A0794
12 CU. FT. BOX
ASSEMBLY



(1)
V1054
6" PLASTIC
INLET



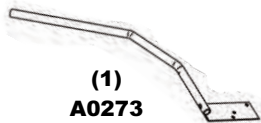
(1)
F0001
6" x 36"
UPPER
HOSE



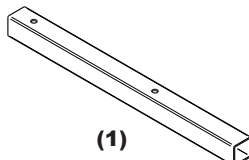
(1)
F0004
7" x 38"
LOWER
HOSE



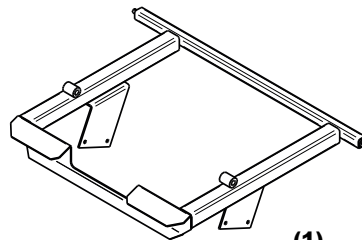
(2)
B2526
DOOR LINKAGE



(1)
A0273
BOX HANDLE
ASSEMBLY



(1)
B1117
OUTER ENGINE
MOUNT TUBE



(1)
A0601
MAIN FRAME
ASSEMBLY



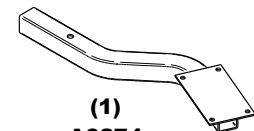
(2)
J0060
6" HOSE
CLAMPS



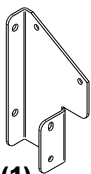
(2)
J0070
7" HOSE
CLAMPS



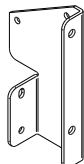
(1)
HB0411
HARDWARE
BAG



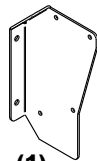
(1)
A0274
ENGINE MNT.
ARM ASSY.



(1)
B0597
LT. LWR.
MAIN FRAME
LEG



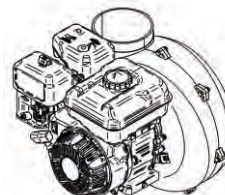
(1)
B0598
RT. LWR.
MAIN FRAME
LEG



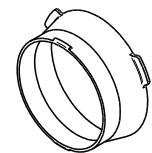
(1)
B0599
LT. UPPER
MAIN FRAME
LEG



(1)
B0602
RT. UPPER
MAIN FRAME
LEG



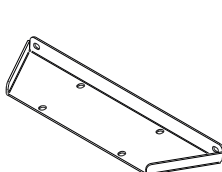
(1)
ENGINE/
BLOWER/
BLADE ASSY.



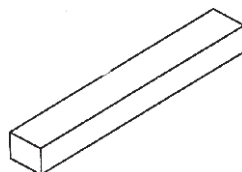
(1)
E6004
7" BLOWER
CONE

A1768 - WEIGHT KIT

(1)
HB0413
HARDWARE
BAG



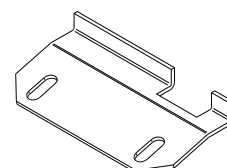
(1)
B0600
WEIGHT
BRACKET



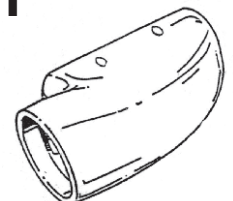
(1)
B0035
WEIGHT

A1771 - 54" BOOT KIT

(1)
HB0412
HARDWARE
BAG



(1)
B0001
BOOT
PLATE



(1)
E1103
BOOT